

JETOUR
— Drive Your Future —



JETOUR T2

WILLIAMSIMPSON

JETOUR
— Drive Your Future —



Jetour Tokai | 021 001 5536
15 Main Rd, Diep Rivier, Cape Town, 7800

BOLD. TOUGH. ADVENTUROUS.

With its boxy silhouette, squared wheel arches, chunky bumpers, and black cladding, the JETOUR T2 exudes a rugged, off-road spirit. But it's more than just a tough look, the T2 reflects your personality and lifestyle, a reliable companion ready for every new adventure.



ICONIC BOLD GRILLE



STRIKING LED TAIL LIGHTS



18-INCH RUGGED WHEELS



DYNAMIC ROOF RAILS



SPACE SAVER SPARE TYRE



DAYTIME DRIVING LIGHTS



PRIVACY GLASS



ELECTRICALLY ADJUSTABLE MIRRORS



MODERN. CAPABLE. **CONFIDENT.**

Blending contemporary design with true functionality, the striking LED lighting, muscular proportions, and refined detailing showcase a modern edge. Intelligent engineering ensures it's always ready to go further, from city commutes to off-road escapes in style.

SPACIOUS. CONNECTED. LUXURIOUS.

The JETOUR T2 cabin blends comfort and technology, a 15.6-inch infotainment screen, premium Sony speakers, leather seating, ambient lighting, and a panoramic sunroof. With generous legroom, clever storage, and a flexible second row, it's built for both city drives and weekend adventures.



15.6-INCH INFOTAINMENT SCREEN



SONY SOUND SYSTEM



SPORTY STEERING WHEEL



BLACK SYNTHETIC LEATHER SEATS WITH VENTILATION



VERSATILE STORAGE




DEFINED. DYNAMIC. **DISTINCTIVE.**


Designed with both driver and passengers in mind, the JETOUR T2's interior is a modern sanctuary. Every detail, from its advanced tech to its refined finishes, enhances your journey, turning every drive into a first-class experience.




POWER. PRECISION. PERFORMANCE.

Every JETOUR T2 is engineered for performance, from responsive turbocharged power to advanced all-wheel-drive technology. With 8 drive modes and finely tuned suspension, it delivers a perfect balance of strength, stability, and smoothness on any terrain.





AUTOMATIC EMERGENCY BRAKING



ADAPTIVE CRUISE CONTROL



PROTECTIVE AIRBAG ARRAY



540° PANORAMIC VIEW CAMERAS



SMART. SEAMLESS. CONNECTED.

The JETOUR T2 keeps you in command with cutting-edge technology that makes every drive safer and simpler. Enjoy a crystal-clear 15.6-inch infotainment display with wireless connectivity, while intelligent ADAS features, including adaptive cruise control, lane-keeping assist, and blind-spot detection ensure peace of mind wherever the road leads.

MODEL	ASPIRE	XPLORA	ODYSSEY
ENGINE & DRIVETRAIN			
Engine Model	SQRG4J15	SQRF4J20	SQRF4J20
Drive Train Type	2WD	4WD	4WD
Displacement	1499	1998	1998
Transmission	7DCT	7DCT	7DCT
Max Power (kW@rpm)	125@5500	180@5500	180@5500
Max Torque (Nm@rpm)	270@2000–3500	375@1750–4000	375@1750–4000
Top Speed (Km/h)	170	180	180
Combined Fuel Consumption (L/100km)	7.9	9.3	9.3
Combined CO ² Emissions (g/km)	184	210	210
Fuel Type	Petrol	Petrol	Petrol
Emission Standards	VIB	VIB	VIB
Cylinder Configuration	In-line	In-line	In-line
Number of Cylinders	4	4	4
Number of Valves per Cylinder	4	4	4
Compression Ratio	11.6:1	10.2:1	10.2:1
Bore	74.5	80.5	80.5
Stroke	85.9	98.1	98.1
DIMENSIONS			
Length (mm)	4785	4785	4785
Width (mm)	2006	2006	2006
Height (mm)	1870	1880	1880
Wheelbase (mm)	2800	2800	2800
Front Track (mm)	1690	1685	1685
Rear Track (mm)	1700	1695	1695
Min Ground Clearance (mm)	220	220	220
WEIGHTS			
Gross Vehicle Mass (kg)	2104	2255	2285
Gross Combined Mass (kg)	-	3855	3885
Roof Rack Load (Static / Dynamic)	300kg / 100kg	300kg / 100kg	300kg / 100kg
Max permissible towing mass (unbraked / braked)	-	750kg / 1600kg	750kg / 1600kg
CAPACITIES			
Fuel Tank Capacity (L)	70	70	70
Luggage Capacity (L)	580 / 1494	580 / 1494	580 / 1494
WHEELS, BRAKES & SUSPENSION			
Wheel Material	Alloy	Alloy	Alloy
Wheel Size Front	235/65 R18	255/60 R19	255/60 R19
Wheel Size Rear	235/65 R18	255/60 R19	255/60 R19
Spare Wheel (Full Size)	-	255/60 R19	255/60 R19
Spare Wheel (Space Saver With Hardcover Shell)	145/80 R18	—	—
Front Brake Type	Ventilated Disc Brake	Ventilated Disc Brake	Ventilated Disc Brake

Rear Brake Type	Solid Disc Brake	Solid Disc Brake	Solid Disc Brake
Front Suspension Type	MacPherson Strut Suspension	MacPherson Strut Suspension	MacPherson Strut Suspension
Rear Suspension Type	Multi-Link Independent Suspension	Multi-Link Independent Suspension	Multi-Link Independent Suspension
Centre Differential Locking Function	—	Multi-Plate Clutch Limited-Slip Differential	Multi-Plate Clutch Limited-Slip Differential
Limited Slip Differential/Differential Lock	—	Rear Electronic Limited-Slip Differential	Rear Electronic Limited-Slip Differential
Chassis Guards	Plastic Guard Plate for the Front Compartment	Metal Guard Plate for the Front Compartment	Metal Guard Plate for the Front Compartment
SAFETY & SECURITY			
Front Airbags (Driver & Passenger)	•	•	•
Front Seat Side Airbags (Driver & Passenger)	•	•	•
Front / Rear Curtain Airbags	• / •	• / •	• / •
Keyless Start System	•	•	•
Keyless Entry (Driver)	•	•	•
Remote Engine Start	•	•	•
Engine Start-Stop Technology	•	•	•
Front Seat Belt Reminder	•	•	•
Second Row Child ISOFIX	•	•	•
Mechanical Child Locks	•	•	•
Speed Sensor Automatically Locks Vehicle	•	•	•
Tyre Pressure Monitoring System (TPMS)	•	•	•
Electronic Park Brake (EPB)	•	•	•
Collision Sensing Unlocks Vehicle Automatically	•	•	•
Anti-Lock Braking System (ABS)	•	•	•
Cornering Brake Control (CBC)	•	•	•
Electronic Brake Force Distribution (EBD)	•	•	•
Emergency Brake Assist (EBA)	•	•	•
Traction Control System (TCS)	•	•	•
Autohold	•	•	•
Hill Descent Assist (HDC)	•	•	•
Electronic Stability Control System (ESC)	•	•	•
Dynamic Stability Control (DSC)	•	•	•
Guardian Rollover Preventer (RMI)	•	•	•
Emergency Braking Double Flash Warning	•	•	•
Lane Departure Warning (LDW)	—	—	•
Forward Collision Warning (FCW)	—	—	•
Emergency Lane Keep (ELK)	—	—	•
Active Emergency Braking (AEB)	—	—	•

Adaptive Low & High Beam	—	—	•
Intelligent Cruise Assist (ICA) + Adaptive Cruise Control (ACC)	—	—	•
Cruise Control	•	•	—
Blind Spot Monitoring (BSD)	•	•	•
Rear Cross Traffic Alert (RCTA part of BSD)	•	•	•
Rear Collision Warning (RCW)	•	•	•
Door Open Warning (DOW)	•	•	•
540° Panoramic View Cameras	•	•	•
Front & Rear Distance Control (PDC)	— / •	— / •	• / •
Wading Sensor	—	•	•
Crawl Control Mode	—	•	•
Electronic Engine Anti-Theft	•	•	•

INTERIOR

A-Column Material Ceiling	Black Knitted Fabric	Black Knitted Fabric	Black Knitted Fabric
Synthetic Leather Steering Wheel with Paddle Shift Gears	•	•	•
Manual 4-Way Adjustable Steering Wheel Position	•	•	•
Seat Configuration	2 + 3	2 + 3	2 + 3
Black Synthetic Leather Seats with Red Stitching	•	•	•

Drivers Seat Function	6-way Electrically Adjustable with Ventilation & Seat Memory	6-way Electrically Adjustable with Ventilation & Seat Memory	6-way Electrically Adjustable with Ventilation, Lumbar Support & Seat Memory
Passenger Seat Function	4-way Manually Adjustable with Ventilation	4-way Manually Adjustable with Ventilation	4-way Electrically Adjustable with Ventilation
Rear Seat Adjustment	Manual Foldable	Manual Foldable	Manual Foldable
Rear Seat Split	60 / 40	60 / 40	60 / 40
Rear Cup Holders	•	•	•
Driving Mode	Sport, Normal, Eco	Normal, Sport, Snow, Mud, Sand, Rock, Eco	Normal, Sport, Snow, Mud, Sand, Rock, Eco
X Smart Mode	—	•	•
Ambient Lighting	Mono	Mono	Multi
Automatic Air Conditioning (2-zone)	Dual Climate Control	Dual Climate Control	Dual Climate Control
Rear Seat Air Outlets	•	•	•
Central Armrest Heating & Cooling Box	•	•	•
Trunk Lights	•	•	•
Illuminated Door Sills with JETOUR Logo (Driver & Passenger)	• / •	• / •	• / •
Trunk Storage Box under Floorboard	•	•	•
Luggage Compartment Cover	•	•	•
Push-Button Reading Light	•	•	•
Manual Anti-Glare Interior Mirrors	•	•	•
Front / Rear Electric Windows with Anti-Pinch Functionality	• / •	• / •	• / •

Rear Door Privacy Glass	•	•	•
Triangle Window Privacy Glass	•	•	•
Rear Windshield Privacy Glass	•	•	•
Sun Visor Vanity Mirrors with Light	—	•	•
Front Windshield Defogging	•	•	•
DVR Recorder	—	—	•
Automatic Rain Sensors	•	•	•

EXTERIOR

Panoramic Glass Sunroof with Shade Net	•	•	•
Electric Tailgate (Softclose)	•	•	•
Towbar	—	•	•
Illuminated Grille JETOUR Logo	—	—	•
Electrically Adjustable Exterior Mirrors with Folding & Heating Functionality	•	•	•
Side Rearview Mirrors JETOUR Projection Logo	•	•	•
Front Windshield Wipers	•	•	•
Rear Windshield Wipers	•	•	•
Bonnet Gas Spring Support Rod	•	•	•
Roof Rails	•	•	•

LIGHTING

LED Low & High Beams	•	•	•
LED Daytime Running Lights	•	•	•
LED Tail Lights	•	•	•
LED Front Fog Lights	•	•	•
Automatic LED Headlights	•	•	•
Height-Adjustable Headlights	•	•	•
Follow Me Home Lights	•	•	•

INFOTAINMENT SYSTEM & TECHNOLOGY

Integrated Instrument Cluster	10.25"	10.25"	10.25"
Touchscreen Infotainment System	15.6"	15.6"	15.6"
Voice Control Function	Multimedia System, Telephone, Air Conditioning, Windows	Multimedia System, Telephone, Air Conditioning, Windows	Multimedia System, Telephone, Air Conditioning, Windows
Bluetooth / Car Phone	•	•	•
Mobile Connectivity (Wireless)	Apple CarPlay / Android Auto	Apple CarPlay / Android Auto	Apple CarPlay / Android Auto
USB Ports	1 Type-A / 1 Type-C (Front) 1 Type-A / 1 Type-C (Rear)	1 Type-A / 1 Type-C (Front) 1 Type-A / 1 Type-C (Rear)	1 Type-A / 1 Type-C (Front) 1 Type-A / 1 Type-C (Rear)
Mobile Phone Wireless Charging (50W)	•	•	•
Speakers	6	8	12 Sony Speakers (Incl. Sub)
Active Sony Subwoofer	—	—	•
12V Power Interface (in the trunk)	•	•	•



ONYX BLACK



GLACIER WHITE



TITAN SILVER



AQUA GREEN



LUNAR SILVER



Full Size Spare Tyre



235 / 65 R18



255 / 60 R19



Black Synthetic Leather Seats with Red Stitching

XWD INTELLIGENT FOUR-WHEEL DRIVE

The sixth-generation BorgWarner torque management system ensures peace of mind while driving. It automatically switches between four-wheel drive modes and intelligently distributes power for optimal traction. Additionally, the rear wheel torque is automatically allocated, allowing for seamless recovery without the need to stop and switch modes.

8 DRIVING MODES



The CO₂ emission figures and fuel consumption values published are established according to legislated technical specifications (UNECE regulation /UN Regulation 83 and SANS 20101 standards) which sets out the procedures used to test fuel consumption and emission standards. The derived claimed figures are established through specific tests, under controlled and standardised conditions. These figures may differ from the actual achieved consumption in real world conditions which may be influenced by road surfaces, altitude, geographic conditions, vehicles options, weather conditions, temperatures, humidity, wheel sizes and overall driving behaviour. Illustrations may vary from country to country. The Retail Price is subject to change without prior notice and includes 15% VAT, CO₂ Emission Tax and a 7 Year / 75 000km Service Plan.

JETOUR

— Drive Your Future —



NOVEMBER 2025